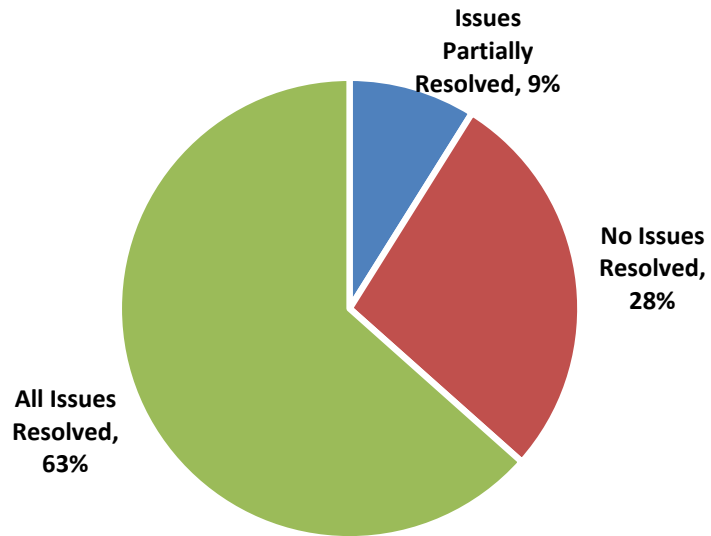




Issues Resolved

Oct. 1, 2017 - Dec. 31, 2017

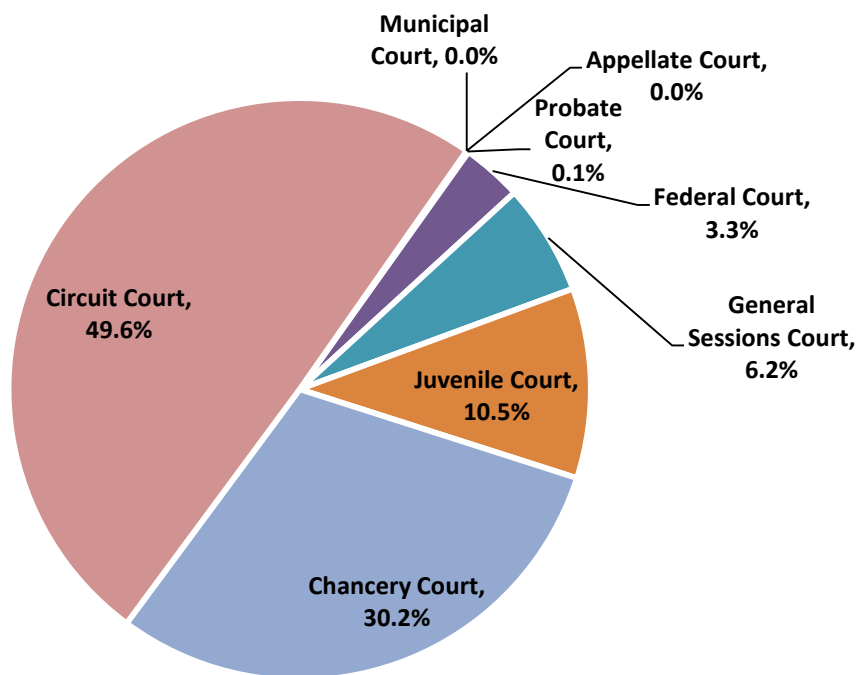
Issues Resolved	%	No. of Mediations
Issues Partially Resolved	9%	141
No Issues Resolved	28%	438
All Issues Resolved	63%	1,004
Total		1,583





Court Type Oct. 1, 2017 - Dec. 31, 2017

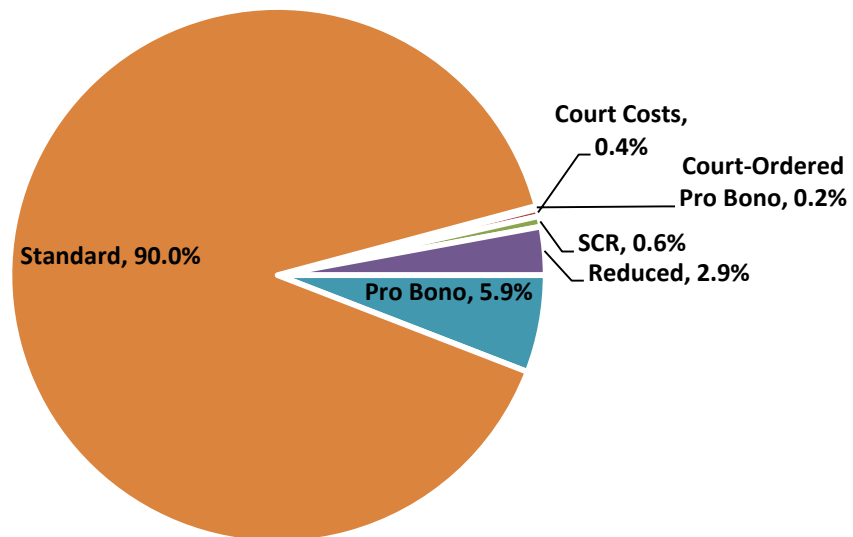
Court Type	%	No. of Mediations
Municipal Court	0.0%	0
Appellate Court	0.0%	0
Probate Court	0.1%	2
Federal Court	3.3%	53
General Sessions Court	6.2%	98
Juvenile Court	10.5%	167
Chancery Court	30.2%	478
Circuit Court	49.6%	785
Total		1,583





Fee Type Oct. 1, 2017 - Dec. 31, 2017

Fee Type	%	No. of Mediations
Court-Ordered Pro Bono	0.2%	3
Court Costs	0.4%	7
SCR	0.6%	10
Reduced	2.9%	46
Pro Bono	5.9%	93
Standard	90.0%	1,424
Total		1,583





Dispute Type
Oct. 1, 2017 - Dec. 31, 2017

Dispute Type	%	No. of Mediations
Adoption/Surrender	0.1%	2
Appeal from Administrative Hearing	0.0%	0
Conservatorship/Guardianship	0.0%	0
Contract/Debt/Specific Performance	3.1%	49
Damages/Torts Other Than Personal Injury	0.4%	7
Domestic Relations - Child Custody/Visitation Only	14.7%	233
Domestic Relations - Child Support Only	0.5%	8
Domestic Relations - Divorce with Children	24.1%	381
Domestic Relations - Divorce without Children	10.0%	159
Domestic Relations - Post Divorce Issue	7.3%	115
Juvenile Appeal	0.0%	0
Landlord/Tenant	1.1%	18
Legitimation/Paternity	0.9%	15
Medical Malpractice	2.5%	39
Other	8.0%	127
Personal Injury	24.4%	387
Probate/Trust	0.5%	8
Product Liability	0.2%	3
Real Property	1.0%	16
Workers Compensation	0.3%	4
Wrongful Death	0.8%	12
Total		1,583



County	%	No. of Mediations	County	%	No. of Mediations	County	%	No. of Mediations
Anderson	2.2%	35	Hamilton	6.4%	100	Morgan	0.4%	7
Bedford	0.6%	9	Hancock	0.1%	2	Obion	0.2%	3
Benton	0.3%	4	Hardeman	0.1%	2	Overton	0.6%	9
Bledsoe	0.3%	4	Hardin	0.6%	9	Perry	0.0%	0
Blount	1.7%	27	Hawkins	1.3%	20	Pickett	0.1%	1
Bradley	0.6%	9	Haywood	0.2%	3	Polk	0.0%	0
Campbell	0.8%	12	Henderson	0.6%	10	Pre-Suit	2.6%	40
Cannon	0.1%	1	Henry	1.0%	16	Putnam	2.0%	31
Carroll	0.4%	7	Hickman	0.1%	2	Rhea	0.3%	5
Carter	1.0%	15	Houston	0.0%	0	Roane	1.5%	23
Cheatham	1.0%	16	Humphreys	0.1%	1	Robertson	0.8%	13
Chester	0.1%	2	Jackson	0.2%	3	Rutherford	2.7%	43
Claiborne	0.0%	0	Jefferson	1.0%	15	Scott	0.3%	4
Clay	0.1%	1	Johnson	0.3%	5	Sequatchie	0.4%	7
Cocke	0.4%	6	Knox	9.1%	143	Sevier	0.9%	14
Coffee	0.1%	2	Lake	0.0%	0	Shelby	8.9%	140
Crockett	0.1%	1	Lauderdale	0.1%	1	Smith	0.1%	2
Cumberland	0.4%	7	Lawrence	0.4%	7	Stewart	0.3%	4
Davidson	17.2%	270	Lewis	0.1%	2	Sullivan	4.8%	75
DeKalb	0.3%	4	Lincoln	0.4%	6	Sumner	2.2%	35
Decatur	0.1%	1	Loudon	1.0%	15	Tipton	0.2%	3
Dickson	0.6%	9	Macon	0.0%	0	Trousdale	0.0%	0
Dyer	0.7%	11	Madison	1.5%	23	Unicoi	0.4%	6
Fayette	0.3%	4	Marion	0.6%	9	Union	0.1%	1
Fentress	0.1%	1	Marshall	0.2%	3	Van Buren	0.0%	0
Franklin	0.3%	5	Maury	1.3%	21	Warren	0.5%	8
Gibson	0.3%	5	McMinn	0.0%	0	Washington	2.5%	39
Giles	0.5%	8	McNairy	0.2%	3	Wayne	0.1%	2
Grainger	0.1%	1	Meigs	0.1%	1	Weakley	0.2%	3
Greene	0.8%	13	Monroe	0.1%	1	White	0.4%	6
Grundy	0.2%	3	Montgomery	2.9%	45	Williamson	4.5%	71
Hamblen	0.8%	12	Moore	0.0%	0	Wilson	1.0%	15

Total No. of Mediations: 1583